
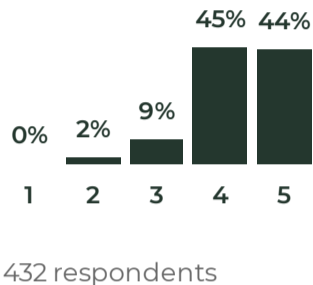








	Den Haag	nation wide average	
 <p>Student satisfaction Distribution of ratings from 1 (very dissatisfied) to 5 (very satisfied)</p>	Den Haag -	<p>4.3 average</p>  <p>432 respondents</p>	
 <p>Number of first-year students Starting the academic year in September 2018 - 2019</p>	Den Haag 10	28	
 <p>Contact hours in first year Clock hours per week as perceived by most students</p>	-	30+	
 <p>Advancement to second year Of this programme</p>	-	89%	
 <p>Degree obtained within 5 years</p>	<p>Degree in Dance Percentage of students who enrolled in this programme at this university of applied sciences and obtained their degree here</p>	-	74%
	<p>hbo bachelor's degree or higher Percentage of students who enrolled in this programme at this university of applied sciences and obtained a hbo bachelor's degree or higher at this or a different institute</p>	-	77%
 <p>Follow-up education Graduates who pursue further higher education in the Netherlands</p>	-	7%	
 <p>Job opportunities 1.5 years after obtaining degree</p>		<p>Unemployment 5%</p> <p>Suitable work - of working graduates</p>	